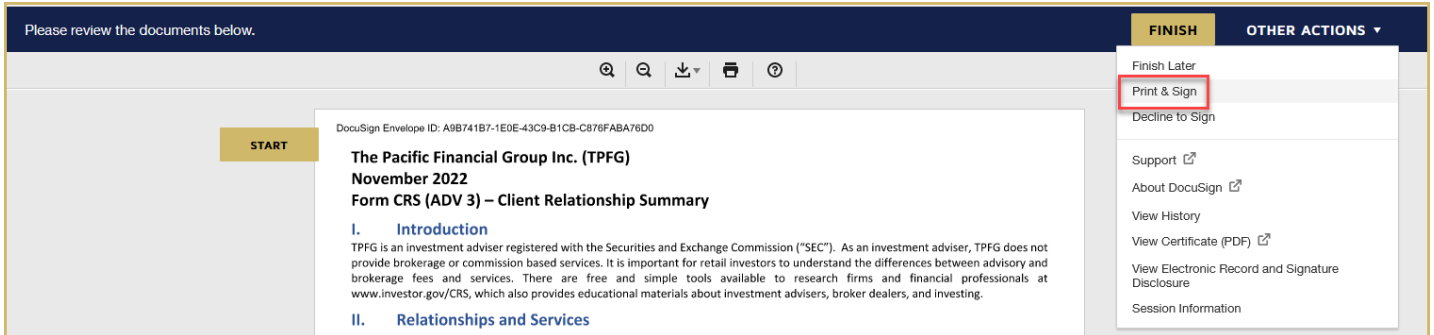




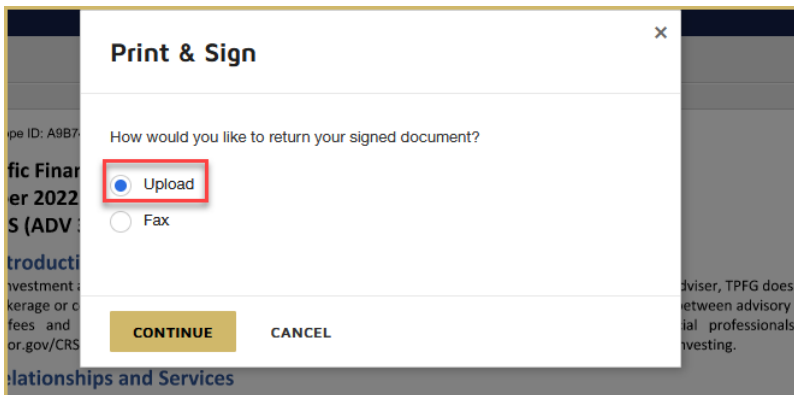
DocuSign Print & Sign Instructions

In situations where a DocuSign electronic signature is not accepted (i.e., the custodian or broker/dealer requires wet signatures), the **Print & Sign** feature can be used in DocuSign to obtain a wet signature.

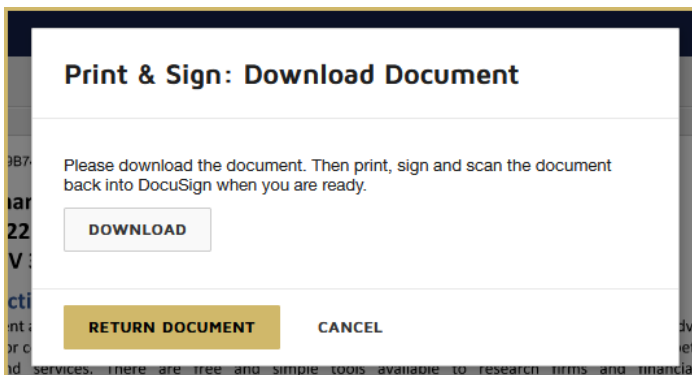
Once the envelope is open in DocuSign, select **Print & Sign** from the **Other Actions** menu in top right corner.



Select **Upload** for the return method and continue.



Download the documents, print, wet sign where required and scan/save the signed documents.





GPS
GUIDED PAPERWORK SOLUTION

DocuSign Print & Sign Instructions

Click on **Return Document** to upload back into DocuSign.

