

# PFG Meeder Tactical Strategy Fund



(PFTEX)

## Semi-Annual Shareholder Report - October 31, 2024

### Fund Overview

This semi-annual shareholder report contains important information about PFG Meeder Tactical Strategy Fund for the period of May 1, 2024 to October 31, 2024. You can find additional information about the Fund at <https://www.tpfg.com/funds-reports>. You can also request this information by contacting us at 888-451-TPFG.

### What were the Fund's costs for the last six months?

(based on a hypothetical \$10,000 investment)

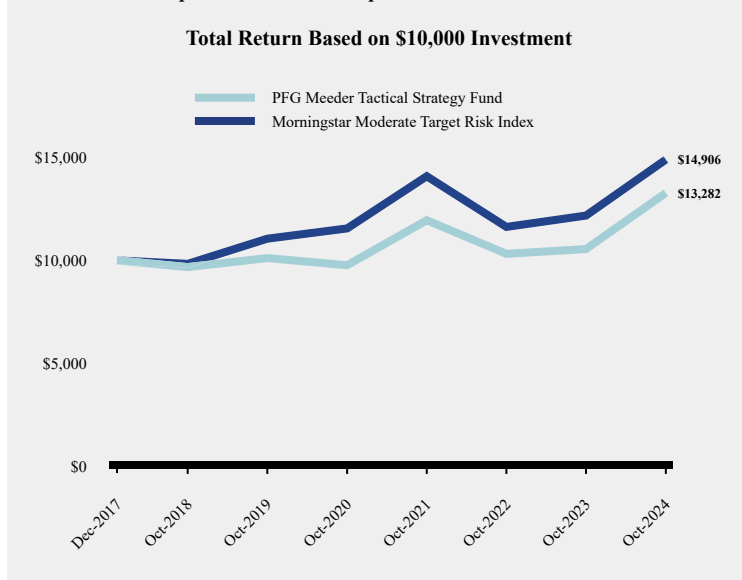
Class Name	Costs of a \$10,000 investment	Costs paid as a percentage of a \$10,000 investment
Class R	\$105	1.99%*

\* Annualized

### How did the Fund perform during the reporting period?

The PFG Meeder Tactical Strategy provides a tactical allocation of equity and fixed income exposures based on current market conditions. This PFG Meeder Tactical Strategy returned (+8.61%) for the period 5/1/2024-10/31/2024, while the Morningstar Moderate Target Risk Total Return Index returned (+7.87%) for the same period. The Meeder Dynamic Allocation Fund (+9.31%), Meeder Balanced Fund (+8.64%) and Meeder Moderate Allocation Fund (+7.88%) were the top performers for the period 5/1/2024-10/31/2024. On a weighted basis, the Meeder Muirfield Fund (+5.67%) was a top contributor to performance. As of 10/31/2024, Meeder has been overweight equities favoring US over Eurozone, Ex-US Developed and emerging markets. From a sector standpoint, the Strategy currently has an overweight to information technology, healthcare, and financials as of 10/31/2024. Overall, the strategy is positioned more "risk-on", with the tilts into intermediate duration fixed income and US High Yield.

### How has the Fund performed since inception?



### Average Annual Total Returns

	6 Months	1 Year	5 Years	Since Inception (December 11, 2017)
PFG Meeder Tactical Strategy Fund	8.61%	25.86%	5.61%	4.21%
Morningstar Moderate Target Risk Index	7.87%	22.37%	6.16%	5.97%

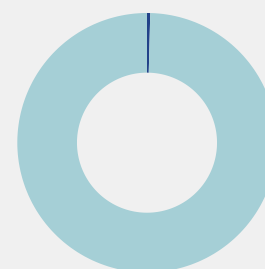
The Fund is not sponsored, endorsed, sold or promoted by Morningstar, Inc. or any of its affiliates (all such entities, collectively, "Morningstar Entities"). The Morningstar Entities make no representation or warranty, express or implied, to individuals who invest in the Fund or any member of the public regarding the advisability of investing in equity securities generally or in the Fund in particular or the ability of the Fund to track the Morningstar Indices or general equity market performance. THE MORNINGSTAR ENTITIES DO NOT GUARANTEE THE ACCURACY AND/OR THE COMPLETENESS OF THE INDEX OR ANY DATA INCLUDED THEREIN AND MORNINGSTAR ENTITIES SHALL HAVE NO LIABILITY FOR ANY ERRORS, OMISSIONS, OR INTERRUPTIONS THEREIN.

*The Fund's past performance is not a good predictor of how the Fund will perform in the future. The graph and table do not reflect the deduction of taxes that a shareholder would pay on fund distributions or redemption of fund shares.*

## Fund Statistics

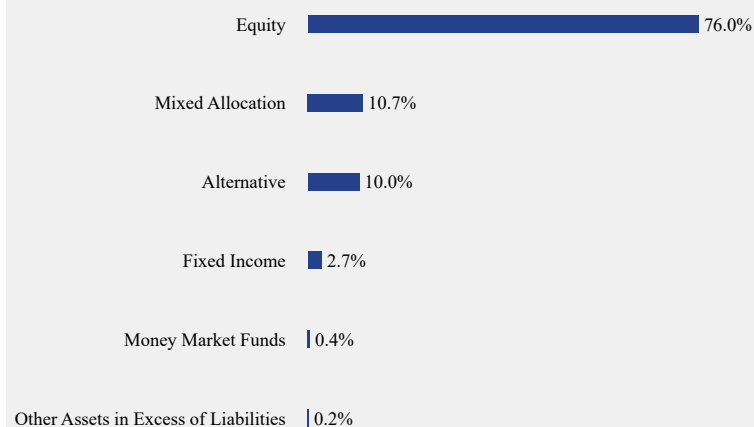
Net Assets	\$124,348,160
Number of Portfolio Holdings	9
Advisory Fee (net of waivers)	\$737,490
Portfolio Turnover	4%

## Asset Weighting (% of total investments)



## What did the Fund invest in?

### Sector Weighting (% of net assets)



### Top 10 Holdings (% of net assets)

Holding Name	% of Net Assets
Meeder Muirfield Fund, Institutional Class	55.7%
Meeder Dynamic Allocation Fund, Institutional Class	16.8%
Meeder Spectrum Fund, Institutional Class	10.0%
Meeder Balanced Fund, Institutional Class	7.9%
Meeder Moderate Allocation Fund, Institutional Class	3.5%
Meeder Conservative Allocation Fund, Institutional Class	2.8%
Meeder Tactical Income Fund, Institutional Class	1.4%
Performance Trust Total Return Bond Fund, Institutional Class	1.3%
BlackRock Liquidity FedFund, Institutional Class	0.4%

## Material Fund Changes

No material changes occurred during the period ended October 31, 2024.



## PFG Meeder Tactical Strategy Fund - Class R (PFTEX)

Semi-Annual Shareholder Report - October 31, 2024

## Where can I find additional information about the Fund?

Additional information is available on the Fund's website ( <https://www.tpfg.com/funds-reports> ), including its:

- Prospectus
- Financial information
- Holdings
- Proxy voting information